

FEATURES

- Resistances from 0.002Ohm to 10Ohms
- Power Rating to 15Watt
- Resistance Tolerances to $\pm 0.5\%$
- TCR to $\pm 50\text{ppm/K}$
- Load Stability to 0.1%
- SMD D2Pak



TABLE 1 – SPECIFICATIONS		
TYPE		FPRS 2-T220
Resistance Range		0.002 to 10 Ohms
Power Rating	Free air 70°C	1.5W
	With heatsink	15W
Tolerances		
from 0.002 Ohms		2% / 5%
from 0.01 Ohms		1% / 2% / 5%
from 0.1 Ohms		0.5% / 1% / 2% / 5%
Thermal Resistance		4.8 K/W
Stability (1000h)		0.1% / 0.2% / 0.5% (depends on stress)
Temperature Coefficient		$\pm 50\text{ppm/K}$ (20 to 60°C) other specification upon request
Voltage Proof		300 VDC
Maximum Current		50A
Thermal EMF		$< 0.1\mu\text{V/K}$
Operating Temperature Range		-40 to 130°C
Resistor Material		CuNiMn-Foil
Substrate		Anodized aluminium
Backplate		Copper / Nickel-plated
Housing		PPS
Connector Material		Cu / tinned
Soldering Profile		During surface mount soldering the soldering profile must secure the metal tab of this resistor is not exceeding 220°C
Terminals		2 (standard contact S)

ORDERING INFORMATION
Part Number - Resistance - Contact - Tolerance
FPRS 2-T220 0R010 S 0.5%

FIGURE 1 – TEMPERATURE COEFFICIENT

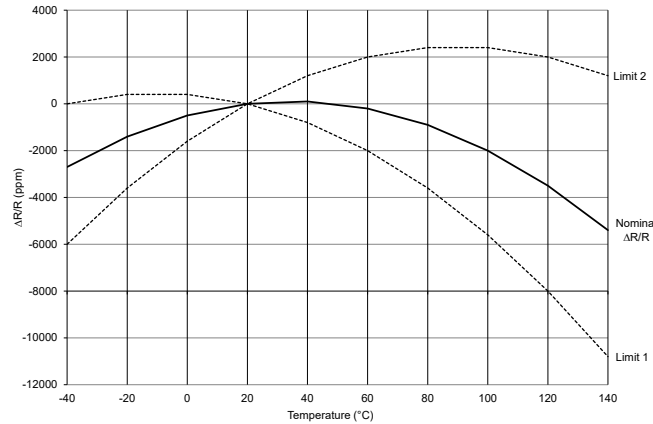
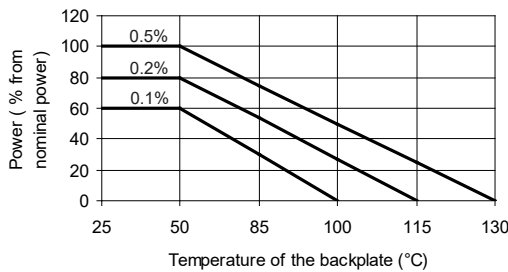


FIGURE 2 – DERATING



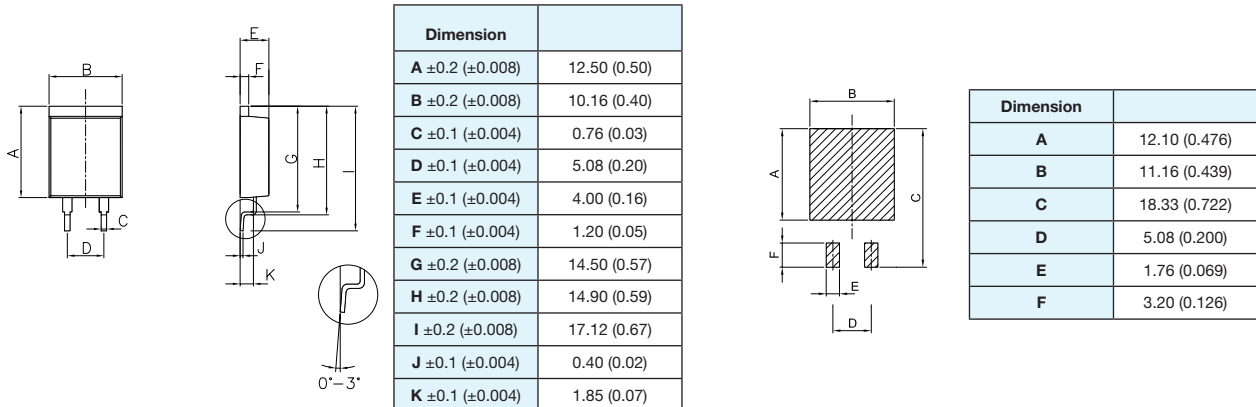
Power Rating Notes -

The FPRS Series Resistors must be attached to a suitable heat-sink. The maximum internal resistor temperature is 130°C. To specify an appropriate heatsink use the following formula :

$$R_{0H} = \frac{T_{MAX} - (P \times R_{0R}) - T_A}{P}$$

Where: R_{0H} = Thermal Resistance of Heatsink (K/W)
 R_{0R} = Thermal Resistance of Resistor (K/W)
 T_{MAX} = Maximum Temperature of Resistor
 T_A = Ambient Temperature of Heatsink (°C)
 P = Power Through Resistor (W)

FIGURE 3 – DIMENSIONS in mm (inches)





Disclaimer

ALL PRODUCTS, PRODUCT SPECIFICATIONS AND DATA ARE SUBJECT TO CHANGE WITHOUT NOTICE.

Vishay Precision Group, Inc., its affiliates, agents, and employees, and all persons acting on its or their behalf (collectively, "VPG"), disclaim any and all liability for any errors, inaccuracies or incompleteness contained herein or in any other disclosure relating to any product.

The product specifications do not expand or otherwise modify VPG's terms and conditions of purchase, including but not limited to, the warranty expressed therein.

VPG makes no warranty, representation or guarantee other than as set forth in the terms and conditions of purchase. **To the maximum extent permitted by applicable law, VPG disclaims (i) any and all liability arising out of the application or use of any product, (ii) any and all liability, including without limitation special, consequential or incidental damages, and (iii) any and all implied warranties, including warranties of fitness for particular purpose, non-infringement and merchantability.**

Information provided in datasheets and/or specifications may vary from actual results in different applications and performance may vary over time. Statements regarding the suitability of products for certain types of applications are based on VPG's knowledge of typical requirements that are often placed on VPG products. It is the customer's responsibility to validate that a particular product with the properties described in the product specification is suitable for use in a particular application. You should ensure you have the current version of the relevant information by contacting VPG prior to performing installation or use of the product, such as on our website at vpgsensors.com.

No license, express, implied, or otherwise, to any intellectual property rights is granted by this document, or by any conduct of VPG.

The products shown herein are not designed for use in life-saving or life-sustaining applications unless otherwise expressly indicated. Customers using or selling VPG products not expressly indicated for use in such applications do so entirely at their own risk and agree to fully indemnify VPG for any damages arising or resulting from such use or sale. Please contact authorized VPG personnel to obtain written terms and conditions regarding products designed for such applications.

Product names and markings noted herein may be trademarks of their respective owners.

Copyright Vishay Precision Group, Inc., 2014. All rights reserved.