

FEATURES

- Resistances from 1M to 10TOhms
- Power Rating 1 to 3Watts
- Resistance Tolerances to $\pm 0.25\%$
- TCR's to $\pm 25\text{ppm/K}$
- Non-Magnetic
- High Value Thick Film Resistance Element
- Axial Leaded Part Available

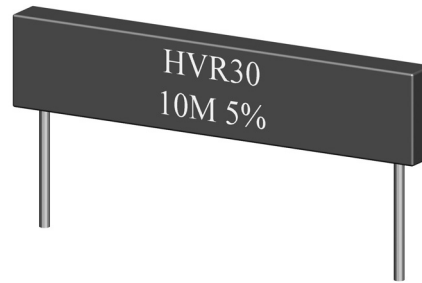


TABLE 1 – SPECIFICATIONS

Type	HVR 25	HVR 30	HVR 40	HVR 50
Power Rating (W) ¹	1.0	1.0	1.2	3.0
Working Voltage (U _r ,U _{eff} (V))	15KV	10KV	20KV	30KV
Resistance Range (Ω)	Tolerances Available (%) Temperature Coefficients Available (\pm ppm/K) ² Voltage Coefficient (ppm / V) ³			
1M - 100M	0.25% to 10% 25 / 50 / 100 1ppm/V	0.25% to 10% 25 / 50 / 100 2ppm/V	0.25% to 10% 25 / 50 / 100 1ppm/V	0.25% to 10% 25 / 50 / 100 1ppm/V
>100M - 1G	1% to 20% 50 / 100 / 250 2ppm/V	1% to 20% 50 / 100 / 250 5ppm/V	1% to 20% 50 / 100 / 250 2ppm/V	1% to 20% 25 / 50 / 100 1ppm/V
>1G - 100G	5% to 30% 250 / 500 10ppm/V	5% to 30% 250 / 500 20ppm/V	5% to 30% 250 / 500 10ppm/V	5% to 30% 100 / 250 5ppm/V
>100G - 1T	5% to 30% 500 / 1000 50ppm/V	5% to 30% 500 / 1000 100ppm/V	5% to 30% 500 / 1000 50ppm/V	5% to 30% 250 / 500 25ppm/V
>1T - 10T	-	-	-	10% to 30% 500 / 1000 upon request

¹ W @ 70 °C / 0W @ 125 °C

² 25 / 50 PPM : +25°C to +85°C

³ measured between 10 and 100V

ORDERING INFORMATION

Part Number - Resistance - Tolerance - TCR

HVR 30 10GOhm 10% 250ppm
(Note: if no TCR is specified, the highest value will be supplied)

TABLE 1 – SPECIFICATIONS (continued)

Specification	Value	
Temperature Range	-55°C to +125°C	
Climactic Category	55 / 125 / 56	
Long Term Stability	Max ΔR	
	$\leq 10 \text{ G}\Omega$	$> 10 \text{ G}\Omega$
Storage 125°C / 1000h	<1%	<2%
Maximum Voltage / 1000h	<1%	<2%

FIGURE 3 – DERATING

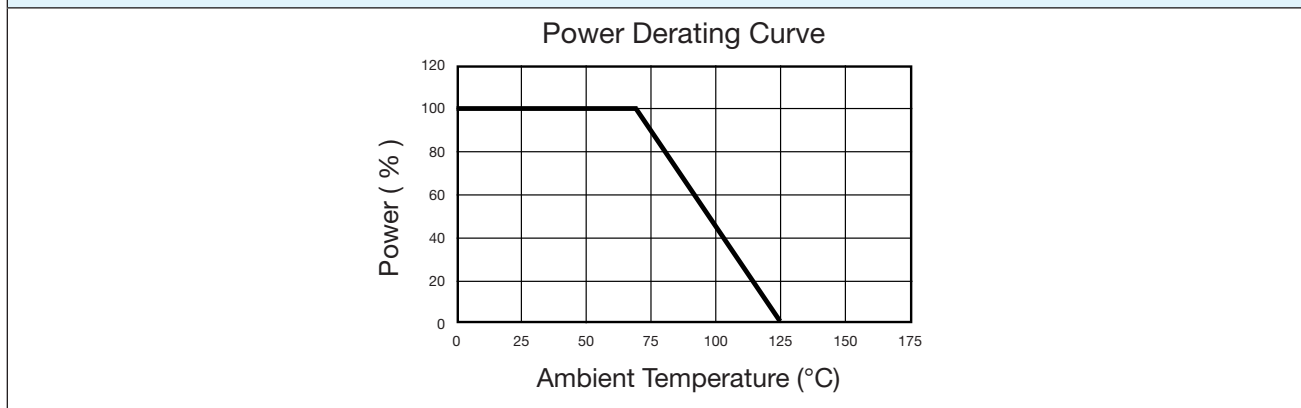
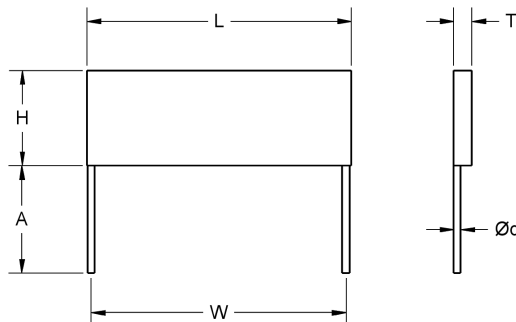


FIGURE 3 – DIMENSIONS in inches [mm]

Type	Dimensions					
	L ± 0.020 [± 0.5]	H ± 0.020 [± 0.5]	T ± 0.020 [± 0.5]	W ± 0.020 [± 0.5]	A ± 0.020 [± 0.5]	d ± 0.002 [± 0.05]
HVR 25	0.99 [25.0]	0.35 [9.0]	0.055 [1.4]	0.90 [22.9]	0.79 [20]	0.016 [0.4]
HVR 30	0.787 [30.0]	0.236 [6.0]	0.055 [1.4]	1.083 [27.5]	0.79 [20]	0.016 [0.4]
HVR 40	1.574 [40.0]	0.236 [6.0]	0.055 [1.4]	1.488 [37.8]	0.79 [20]	0.016 [0.4]
HVR 50	1.968 [50.0]	0.492 [12.5]	0.055 [1.4]	1.882 [47.8]	0.79 [20]	0.016 [0.4]





Disclaimer

ALL PRODUCTS, PRODUCT SPECIFICATIONS AND DATA ARE SUBJECT TO CHANGE WITHOUT NOTICE.

Vishay Precision Group, Inc., its affiliates, agents, and employees, and all persons acting on its or their behalf (collectively, "VPG"), disclaim any and all liability for any errors, inaccuracies or incompleteness contained herein or in any other disclosure relating to any product.

The product specifications do not expand or otherwise modify VPG's terms and conditions of purchase, including but not limited to, the warranty expressed therein.

VPG makes no warranty, representation or guarantee other than as set forth in the terms and conditions of purchase. **To the maximum extent permitted by applicable law, VPG disclaims (i) any and all liability arising out of the application or use of any product, (ii) any and all liability, including without limitation special, consequential or incidental damages, and (iii) any and all implied warranties, including warranties of fitness for particular purpose, non-infringement and merchantability.**

Information provided in datasheets and/or specifications may vary from actual results in different applications and performance may vary over time. Statements regarding the suitability of products for certain types of applications are based on VPG's knowledge of typical requirements that are often placed on VPG products. It is the customer's responsibility to validate that a particular product with the properties described in the product specification is suitable for use in a particular application. You should ensure you have the current version of the relevant information by contacting VPG prior to performing installation or use of the product, such as on our website at vpgsensors.com.

No license, express, implied, or otherwise, to any intellectual property rights is granted by this document, or by any conduct of VPG.

The products shown herein are not designed for use in life-saving or life-sustaining applications unless otherwise expressly indicated. Customers using or selling VPG products not expressly indicated for use in such applications do so entirely at their own risk and agree to fully indemnify VPG for any damages arising or resulting from such use or sale. Please contact authorized VPG personnel to obtain written terms and conditions regarding products designed for such applications.

Product names and markings noted herein may be trademarks of their respective owners.

Copyright Vishay Precision Group, Inc., 2014. All rights reserved.